
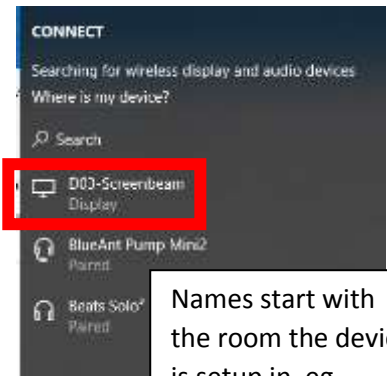


## How to Connect

1.



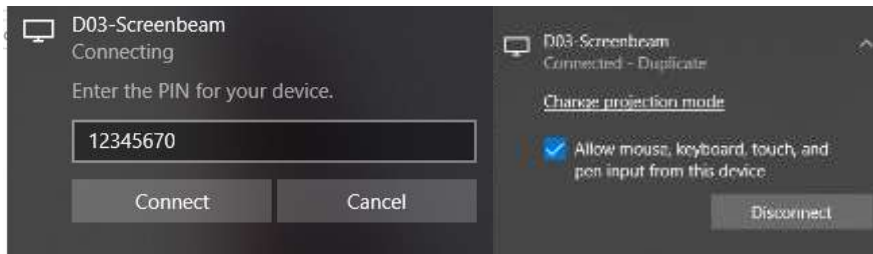
2.



Names start with the room the device is setup in, eg Science-Screenbeam



3.



If prompted, enter the pin, 12345670, then select Connect. Ensure you tick the box allowing Input.

Be sure to disconnect when you are done.

